

Art Lesson 3 – Tuesday 12th May:

We have been concentrating on the artist, Patrick Heron this half-term in art. Today's activity is to re-create the picture below using paints (if you have them). If you don't have paint or would like to have a go at something a bit different you can create paint from natural resources. To create your own paints you can use things from you garden and kitchen:

- Coffee and water - brown
- Berries - red
- Ginger, turmeric and water - yellow
- Ground up leaves - green


Experiment with other things in your garden for different colours. There are additional ideas on the next page.

(Make sure hands are washed after)

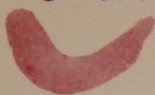






Black
Elderberry



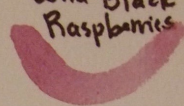
Cherries




Wild
Mulberries




Wild Black
Raspberries



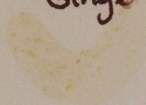
Cherry
Tomatoes




Wild Red
Berries
Unk.?




Ground
Ginger




Ground
Nutmeg



Berry + Ginger
Mix



Ground
Turmeric



Turmeric +
Mulberries (x2)



Turmeric +
Mulberries 1-1

