

Year 1 Maths Pack -

Measurement: Time

Please Note: Extensions and ideas in the 'notes and guidance' and 'mathematical talk' areas are optional not essential.

New guidance when each part of the learning changes is included to assist parents with each lesson.

Guidance and Ideas For Parents

Before and After

Notes and Guidance

Children are introduced to key vocabulary related to time.

They use before and after to describe, sort and order events.

Building on this, they use first and next to describe an order of events. When talking about the day, children use the language: morning, afternoon and evening.

Mathematical Talk

Explain why you have placed the pictures before or after each other?

Could any of the pictures have gone in both?

Which activities do you do before school?

Which activities do you do after school?

What do you do in the morning?

What do you do in the afternoon?

What do you do in the evening?

Lesson 1 Monday 4th May:


Activity 1:

Create your own timetable of what you have done on one of the days while the school has been closed.

Write what you did at different times within the day.

Activity 2:

Sort the activities into before and after school.



Can you think of one more activity for each group?

Can you sort the activities into three groups labelled morning, afternoon and evening?

Activity 3 - you don't have to record this.

Tommy is drinking a bottle of orange juice.

Match the words to the bottles to order them.



finally

first

next

Describe a special day to a friend. Use the words: before, after, first, next, morning, afternoon, evening.

Lesson 2 Tuesday 5th May:

Activity 1:


Dora is describing her day.




Dora

First, I went to the park.
After lunch, I went to the
cinema.
Before the cinema, I went
to a café for lunch.


Can you draw and label pictures to order
Dora's day?



First



Next




Then

Activity 2:

Draw pictures to show what could have happened before and after.



Before



After

Guidance and Ideas For Parents

Dates

Notes and Guidance

Children learn about the days of the week and know there are 7 days in a week. They talk about events using today, yesterday and tomorrow.

Children learn about the months of the year and can pick out special dates within the year, for example, their birthday.

Children could explore and use a calendar displaying days and months within the classroom environment.

Mathematical Talk

What day is it today?

What day was it yesterday?

What day will it be tomorrow?

Which month is your birthday in?

Which month do we start school in?

Which months are the summer holidays in?

If today is _____, what will tomorrow be?

Lesson 3 Wednesday 6th May:

Activity 1:

Fill in the missing days of the week and complete the sentences.

Sunday

Tuesday

Wednesday

Saturday

- Today is Wednesday, yesterday was _____.
- Yesterday was Monday, today is _____.
- Today is Saturday, tomorrow is _____.
- Tomorrow is _____, today is Wednesday.

Activity 2:

Use a calendar to look at the names of the months.

Discuss special dates in different children's lives e.g. birthdays, celebrations, holidays.

Complete the sentences.

My birthday is in _____.


In _____, I went to _____.

Lesson 4 Thursday 7th May:

Activity 1:

Eva is practising chanting the months of the year.

She says,



January, February, May,
April, March, July, June,
August, September,
November, October,
December.

Eva is incorrect. Correct her mistakes.

Activity 2:

The 5th June is a Wednesday.
What day is the 10th June?

Activity 3:

Sort the days of the week into school days or non-school days.

Sunday

Thursday

Saturday

Friday

Wednesday

Tuesday

Monday

At school

Not at school