



Friday 11th March



We have been very busy this week in Waveney Class and we have enjoyed playing and learning in the lovely sunshine. We have continued our learning about growing, focussing on stories with beanstalks – Jack and the Beanstalk, Jim and the Beanstalk, and Jasper's Beanstalk. We planted beans and some of us planted seed bombs in the garden too. We know how to care for them. I wonder how tall our beanstalks will grow! We focussed on Jack and the Beanstalk first and made story maps, sequencing the events in




the story. We joined in with the repeated phrase *Fee Fi Fo Fum I smell the blood of an Englishman. If he's alive or if he's dead, I'll grind his bones to make my bread.* Some of the children used this and other vocabulary from the book to act out the story using Small World pieces. We also wrote letters to the giant, thinking about what we would say to him if we met him.



When we read about Jim and the Beanstalk we found lots of differences in this story. We said or wrote a sentence about what Jack and Jim did that was different from each other.

We used junk and beans to make musical instruments – most of us made shakers. Theo made some super cymbals. We listened to *Spring* by Vivaldi and danced in response to the music.

In Maths we learnt about number 18 and jumped along a number line to add 1 2 or 3 to amounts. We also jumped on along a hopscotch. Some of us had great fun measuring each other's heads and making wigs for a friend, like the giant had in the Jim story.



In Jasper's Beanstalk, Jasper plants a bean, but gets impatient and each day he tries something to make the bean grow. We used this story to sequence days of the week and talked about what we do each day.

The Nursery children have also planted beans. They made a big picture together of the Jack and the Beanstalk story. They painted characters from the story and enjoyed the story The Giant of Jum.



In Phonics, we learnt the digraph **er** and the trigraphs **ure**. We have come to the end of Phase 3 so we will assess which sounds the children can use when reading and writing independently and will devise a revision programme based on this. Some children are consolidating these sounds by using them in longer words. Some children have been revising **j v w x** with Miss Hall.



Our Star of the Week is Ollie. He has worked very hard and has done some fantastic work. Well done, Ollie!

WELL DONE! To those children who read a book in an unusual place last week. Some of the places were under a dinosaur and in the bath! Our younger brothers and sisters joined in too!

REQUEST Next week we will be talking about vegetables. Please can your child bring in three different vegetables for our activities.

If you attended the workshop, please complete the evaluation sheet and return. Thank you.

PLEASE NOTE We have a very useful booklet on healthy snacks for under 5s (but is relevant for older children). Please follow the link below to download a PDF of the booklet or to order a copy. It includes information about healthy foods and drinks (e.g. plain milk and water are the only drinks that do not damage children's teeth) and there are lots of recipe ideas for healthy snacks. Perhaps you could try one new idea every week.

<https://www.firststepsnutrition.org/eating-well-early-years>



READING STARS

Silver
Lucas

Platinum
Barclay

Home Learning

Nursery Make a model using vegetables. Talk about and mark-make a list of what you used. If you know some letter sounds, have a go at writing the words.

Reception You need a box of sugar cubes (each weighs 5grams). Find foods and drinks containing sugar and count how many sugar cubes are in them.

OR

Design or make a machine to warn the giant that Jack is coming.

Have a lovely weekend, Waveney Class Team!

